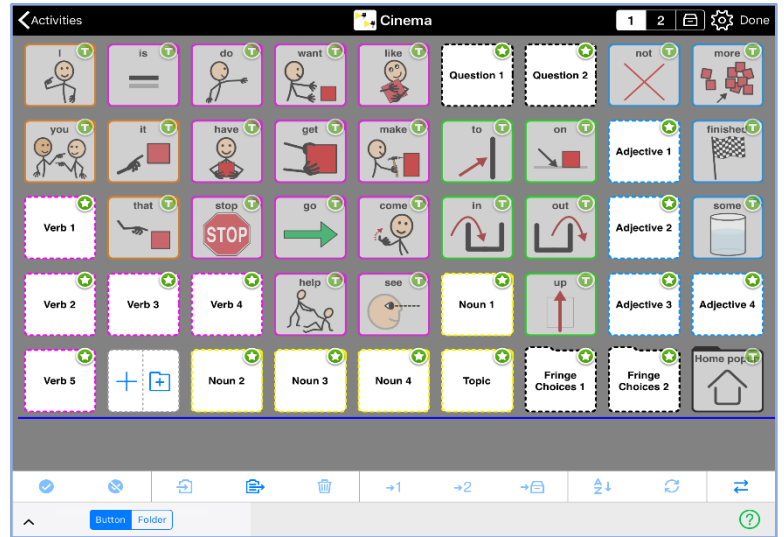







## Proloquo2Go: Programming Like A Pro

### - Making An Activity Display -

Use this table to brainstorm words that your Proloquo2Go user will need in an Activity Display. Have a think about the different words needed to fill in an activity template. Once you're done, make up an activity display on the iPad using these words.



<p><b>Activity Name:</b></p>	
	<p>What are common questions they may ask during this activity? e.g. where?</p>
	<p>What are common objects or things used in this activity? e.g. John, paint.</p>

 <p><b>Verb 1</b></p>	<p>What are common doing words said or done in this activity? e.g. build, run.</p>
 <p><b>Adjective 1</b></p>	<p>What are common descriptions used in this activity? e.g. fast, pretty, small.</p>
 <p><b>Fringe Choices 1</b></p>	<p>What other folders might need to be linked here? e.g. colours, months.</p>