


Back to school

I'm looking forward to



(add 'not' for opposite)

who



when



do something



(turn over)

Tell me more



(use my AAC system to show me messages)

what



not, don't




I think, feel



(turn over)

Let's talk about



where



I, me



stop



I don't know



why



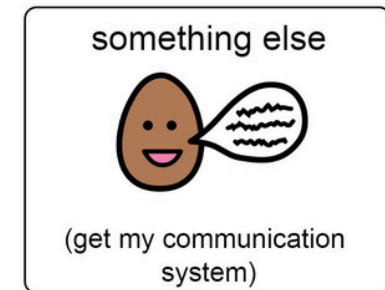
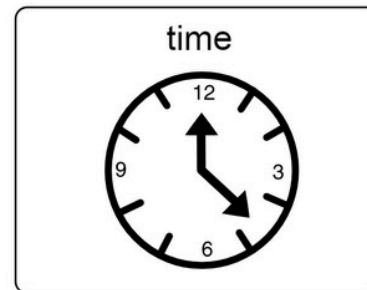


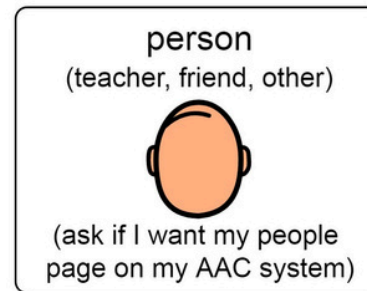






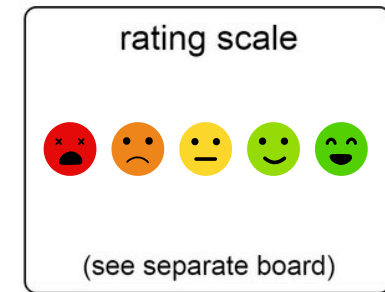



you




turn the page



Back to school



Rating scale



PCS is a trademark of Tobii Dynavox LLC. All rights reserved. Used with permission. © Two Way Street - Not to be reproduced or distributed, in whole or part, without prior written permission.

How to use:

A rating scale is great for all sorts of things. It may take a bit of time to learn to use one but once your child understands how they work, you'll find it useful for many different things. Start by using it for fun things like how much you like different foods, or what you thought of a book or movie, or how funny was your joke. Then your child/person can start to learn how to rate important things like how bad is the pain, how did it make you feel, how did your first day at school go?

We've put a basic description in each box but the best thing to do is to add in your own personal words to match what you say in your family. Eg. some people may use words like 'rockin' or 'spectacular' others may prefer to use swear words or less-offensive words like 'crap' etc. We'll leave that up to you! Have a fun family conversation deciding what words or phrases are best to go in the rating scale.